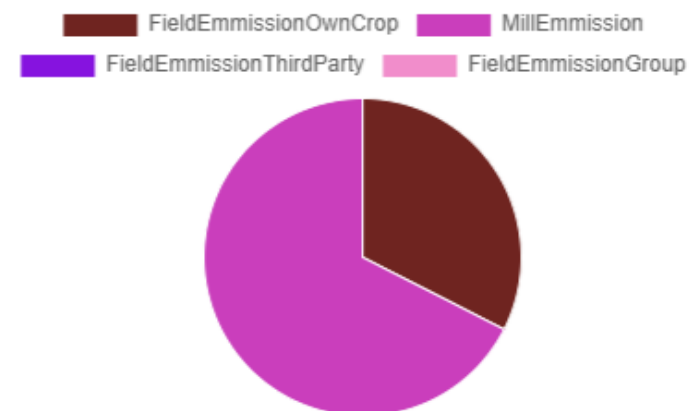


Agroindustria Palmera San Román, S.A. - 2024 Summary

Summary Emission

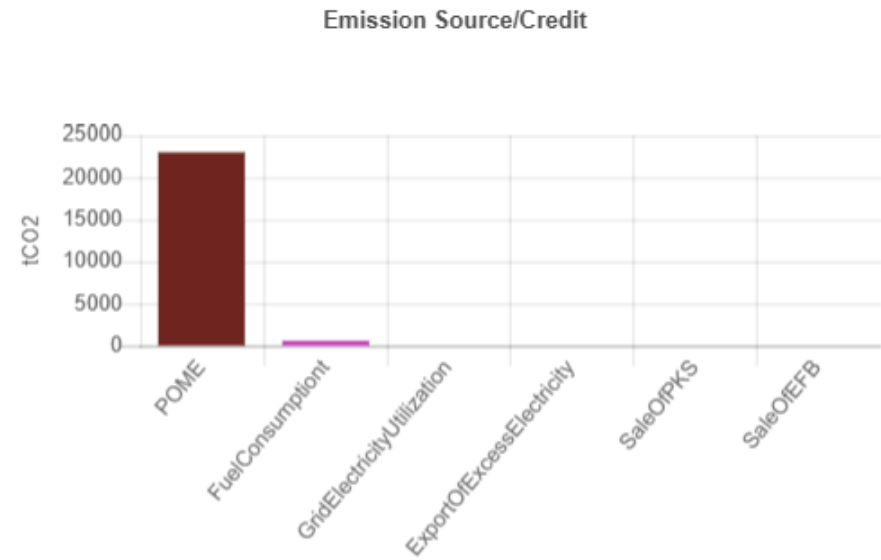
Product	tCOe2 / tProduct	Action
CPO	0.37	
PK	0.37	
PKO	0.47	
PKE	0.47	

Description	Unit	Value	Action
Oil palm planted on mineral soil	Ha	5913.40	
Oil palm planted area on peat	Ha	0.00	
Total oil palm planted area	Ha	5913.40	
Conservation area (Forested)	Ha	810.47	
Conservation area (Non-Forested)	Ha	0.00	
FFB Production per hectarage	t/ha	19.84	
OER	%	23.25	
KER	%	5.04	

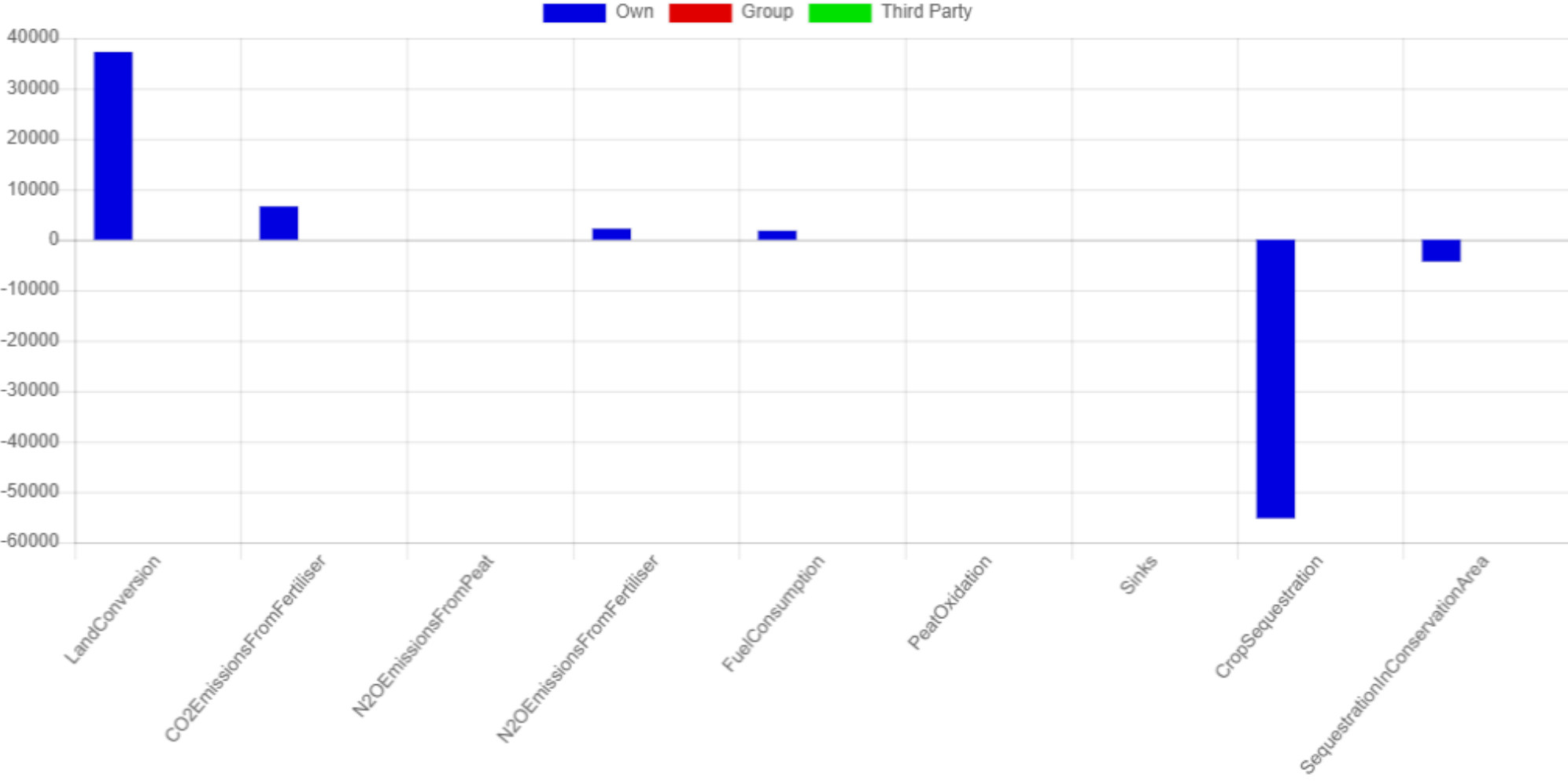


Mill Emissions and Credits

Description	tCO2	tCO2e/t FFB	Action
Emission Sources			
POME	23088.13	0.20	
Fuel Consumption	665.10	0.01	
Grid Electricity Utilisation	0.00	0.00	
Credits			
Export of Excess Electricity to Housing & Grid	0.00	0.00	
Sale of PKS	0.00	0.00	
Sale of EFB	0.00	0.00	
Total	23753.23	0.20	



Field Emission and Sinks



Emissions from Palm Kernel Crusher

Emission Source	tCO2e
PK from own mill	2193.97
PK from other sources	0.00
Fuel Consumption	144.12
Total Crusher Emissions	2338.09

